




# **Proposition 119: Learning Enrichment and Academic Progress**

October 6, 2021





# COMMON SENSE

INSTITUTE

**We believe sound fiscal and economic research is essential to uphold Colorado's economy, vitality, future, and individual opportunity.**

# Eligible Students

## Eligible Colorado Students for LEAP Program

	Federal Poverty Level			
	100 – 150%	150 – 200%	200 – 250%	250% and above
Number of Students	90,029	163,689	245,533	319,192

Source: ACS data reported by the Kids Count Data Center as of December 2019

# Recreational Marijuana Tax Increase

<b>Phased Recreational Marijuana Sales Tax Increase</b>			
	<b>2022</b>	<b>2023</b>	<b>2024</b>
<b>Annual Tax Increase</b>	+3%	+1%	+1%
<b>New Tax Rate (Current – 15%)</b>	18%	19%	20%

# Projected Revenue

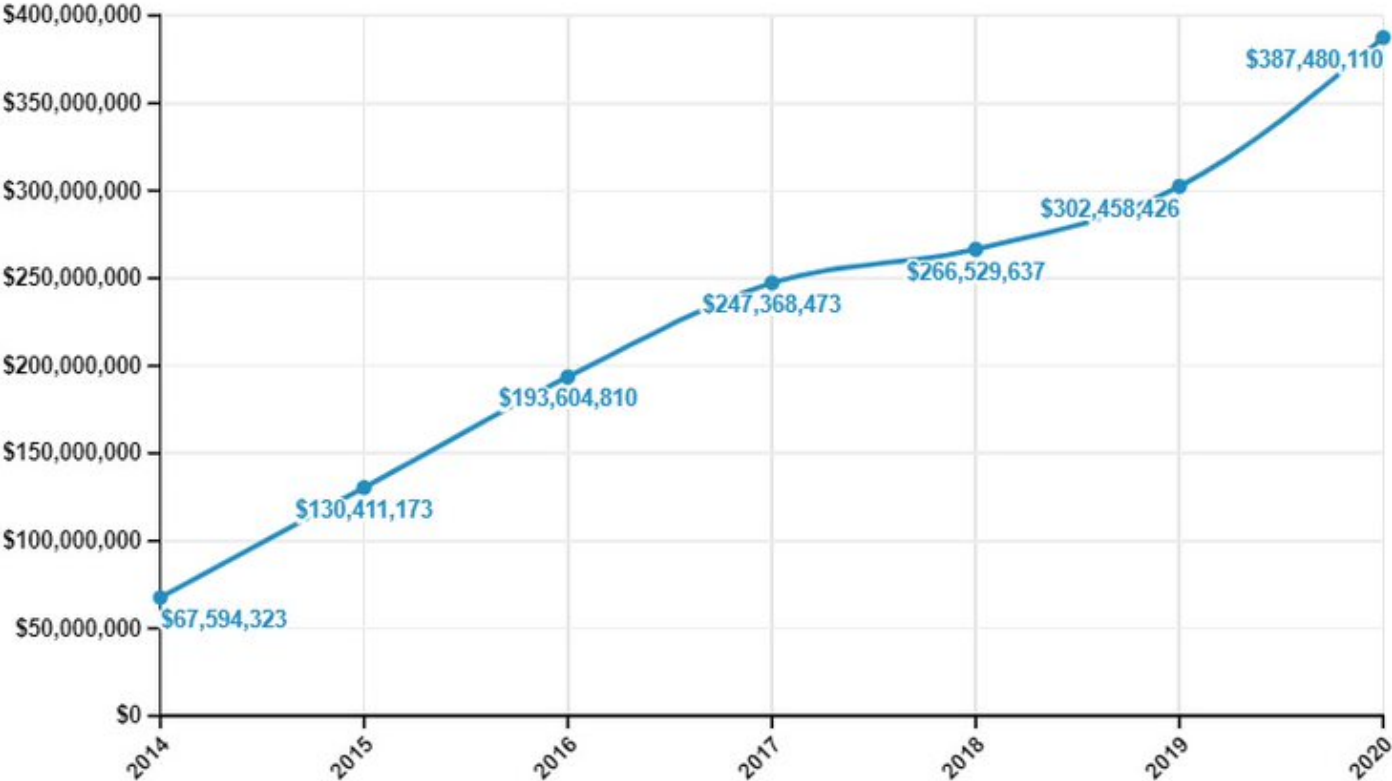
## LEAP Projected Revenue

<b>Fiscal Year</b>	<b>2021-22*</b>	<b>2022-23</b>	<b>2023-24</b>	<b>2024-25</b>
<b>Estimated Revenue</b>	\$34.8 M	\$87.1 M	\$118.1 M	\$137.7 M
<b>Public School Permanent Fund</b>	\$21.0 M	\$22.0 M	\$20.0 M	\$20.0 M
<b>Total Funds</b>	<b>\$55.8 M</b>	<b>\$109.1 M</b>	<b>\$138.1 M</b>	<b>\$157.7 M</b>
<b>Overhead &amp; Admin. Fees</b>	(\$5.58 M)	(\$10.91 M)	(\$13.81 M)	(\$15.77 M)
<b>Available Funds</b>	<b>\$50.22 M</b>	<b>\$98.19 M</b>	<b>\$124.29 M</b>	<b>\$141.93 M</b>

# Historical Marijuana Tax Revenue

## Colorado's Historical Marijuana Tax Revenue

January 2014 - December 2020



■ Annual Revenue

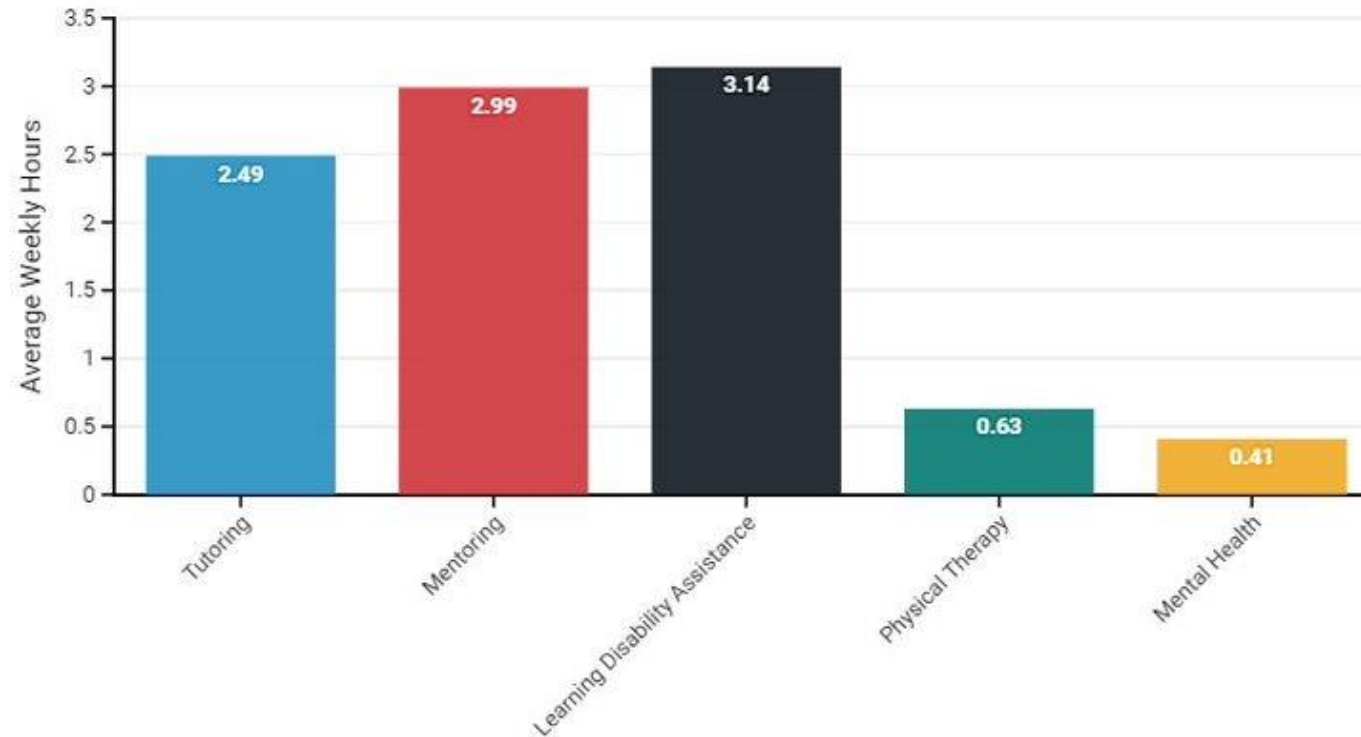
Source: Colorado Department of Revenue



# Average Weekly Hours

## Average Weekly Hours per Program Using LEAP Funding

The average weekly hours per program listed below would be if a student was approved for the maximum benefit of \$1,500 and chose to exclusively use one program. The average weekly hours of each program is based on an academic year with 32 weeks.



Certified Learning Enrichment Program

# One Student Using \$1,500

## One Student Approved for \$1,500 of LEAP Annually

	Certified Learning Enrichment Program					
	Tutor	Mentor	Mental Health	Physical Therapy	Learning Disability Assistance	Total
Avg. Price Per Hour	\$18.79	\$15.66	\$115.00	\$75.00	\$14.92	
Hours	6.25	6.25	6.25	6.25	6.25	31.25
Cost per Program	<b>\$117.44</b>	<b>\$97.88</b>	<b>\$718.75</b>	<b>\$468.75</b>	<b>\$93.25</b>	<b>\$1,496.06</b>



# Reach of LEAP Each Year

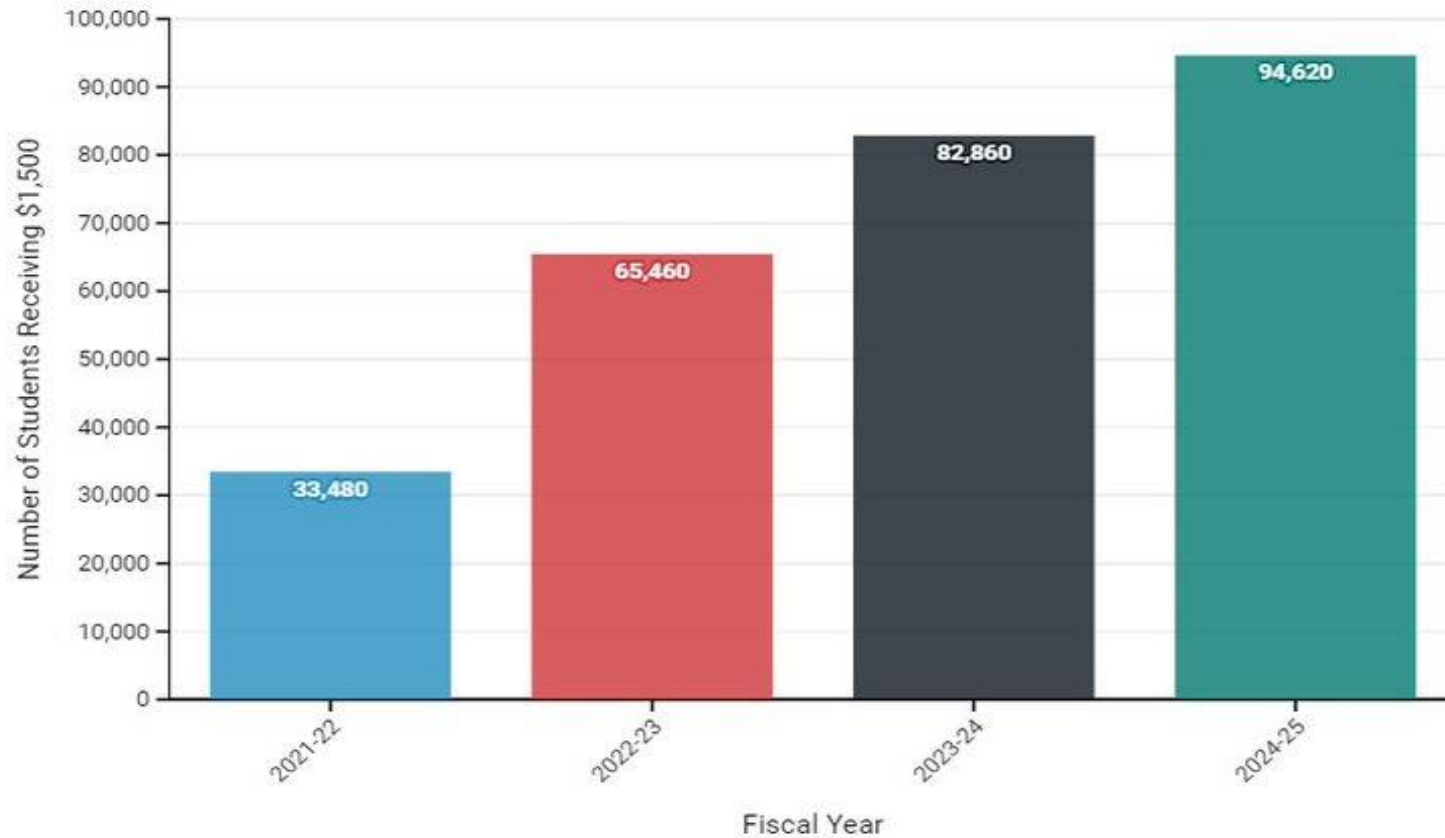
## How Far Could LEAP Reach Each Fiscal Year?


Fiscal Year	Revenue Available	# Students Receiving \$500	% Students	# Students Receiving \$1,000	% Students	# Students Receiving \$1,500	% Students
<b>2021-22</b>	\$50.22 M	<b>100,400</b>	12%	<b>50,220</b>	6%	<b>33,480</b>	4%
<b>2022-23</b>	\$98.19 M	<b>196,380</b>	24%	<b>98,190</b>	12%	<b>65,460</b>	8%
<b>2023-24</b>	\$124.29 M	<b>248,580</b>	30%	<b>124,290</b>	15%	<b>82,860</b>	10%
<b>2024-25</b>	\$141.93 M	<b>283,860</b>	35%	<b>141,930</b>	17%	<b>94,620</b>	12%

# Reach of LEAP

## Reach of LEAP

The number of students approved for \$1,500 that could benefit from LEAP funding annually.





**COMMON SENSE**  
INSTITUTE

**Questions?**

[www.commonseminstituteeco.org](http://www.commonseminstituteeco.org)  
[brenda@csinstituteeco.org](mailto:brenda@csinstituteeco.org)